



Scott

*Care to learn
Learn to care*



STOKE
DAMEREL


Aspire Achieve Thrive

Year 11 Revision Evening



Scott

*Care to learn
Learn to care*



STOKE
DAMEREL

Aspire Achieve Thrive

Attendance Matters - 2024 Y11 Exam Grades

Att Band	Progress 8	Average Grade	English & Maths 9-4	English & Maths 9-5
Below 80%	-1.22	2+	26%	11%
80%+	0.49	4	62%	37%
90%+	0.76	4+	71%	48%
95%+	1.22	5-	71%	50%
97%+	2.03	6+	100%	100%



*Care to learn
Learn to care*



STOKE
DAMEREL

Aspire Achieve Thrive

How to revise

- Have a clear revision plan
- Prepare well for mock exams
- Stick to your revision timetable
- Work hard, without distractions





Scott

*Care to learn
Learn to care*



STOKE
DAMEREL

Aspire Achieve Thrive

The Delayer...




ANYTHING

Revise!



Scott

*Care to learn
Learn to care*



STOKE
DAMEREL

Aspire Achieve Thrive


Avoid distractions...





We can learn a lot from the British Cycling Team

*Care to learn
Learn to care*



STOKE
DAMEREL



Aspire Achieve Thrive

What are these?

And how did they help Great Britain's cyclists to 14 gold medals at two successive Olympic games?





Care to learn
Learn to care



STOKE
DAMEREL

Aspire Achieve Thrive


Marginal Gains

What does this mean?

Improving many little things so they add up to a bigger success.

Changing a number of small things can have a massive overall impact.

How might this relate to your child?





Care to learn
Learn to care



STOKE
DAMEREL

Marginal Gains

So what can you change?

Making a small 1% change to something everyday...

- Extra revision in the lead up to the mock exams
- More sleep so you are refreshed for the day ahead
- Change of diet - fruit, vegetables and oily fish
- Exercising to help improve focus
- Attend extra revision opportunities in school



Scott

Care to learn
Learn to care



STOKE
DAMEREL

Aspire Achieve Thrive

Andy Murray

“You earn your trophies at practice. You just pick them up at competitions.”





Scott

*Care to learn
Learn to care*



STOKE
DAMEREL

Aspire Achieve Thrive

The role of a parent in supporting with GCSE preparation





*Care to learn
Learn to care*



Aspire Achieve Thrive

You play a crucial role!





*Care to learn
Learn to care*



STOKE
DAMEREL

How can you support with revision?

- **Revision timetable** – plan for the week ahead.
- Break revision time into **manageable chunks!**
- Provide the essential **books** and **materials**.
- Help condense notes onto **revision cards** to act as revision prompts.
- Buy **new stationery**, highlighters and pens to make revision more interesting.
- Go through **school notes** with your child or listen while they revise a topic.
- Time your child's attempts at **practice papers**.



*Care to learn
Learn to care*



STOKE
DAMEREL

Providing all-round support

- Support
- Quiet working space
- Lots of fruit and vegetables
- Water
- Good sleep
- Exercise and social time is important
- Balance
- No mobile phone distractions
- TRY NOT TO NAG! (Very hard we know!)





*Care to learn
Learn to care*



STOKE
DAMEREL

Aspire Achieve Thrive

Bribes, treats and rewards


Encourage your child to do well for their own sake – it is their GCSE results but....

There's nothing wrong with providing rewards and incentives!

- Money
- Meal vouchers
- Pizza!
- Snacks between revision sessions


How to manage exam stress

- Mindfulness
- Exercise
- Lots of breaks
- Sleep
- Diet
- Prepare for the exams





Care to learn
Learn to care



STOKE
DAMEREL

Key dates for year 11

- ✓ Mock exam 2 - 25th Nov - 6th December 2024
- ✓ Brown envelope assembly - 17th December 2024
- ✓ Scott Year 11 parents evening - 9th January 2025
- ✓ SDCC Year 11 parents evening - 16th January 2025
- ✓ Sixth form and Next Steps event at SDCC - 30th January 2025
- ✓ Fix up team - motivational talk - 26th February 2025
- ✓ Mock exam 3 - 3rd March - 14th March 2025
- ✓ Year 11 Photography - 1st April 2025
- ✓ May half term revision - 27th May - 29th May 2025
- ✓ Exam finish - 27th June 2025
- ✓ Prom - 3rd July 2025 for both schools (different venues)
- ✓ Results day - 21st August 2025





*Care to learn
Learn to care*



STOKE
DAMEREL

Revision in school

Breakfast revision 7.45am-8.30am.

Revision during break times in quiet rooms.

Champions hour 4pm-5pm



Care to learn
Learn to care



English



English	Paper 1 (Fiction) Reading and responding to a piece of fiction 25% Creative writing 25%	Paper 2 (Non-fiction) Reading and responding to two non-fiction texts (one pre 1900) 25% Persuasive/argumentative writing 25%
English Literature	Paper 1 Shakespeare (Macbeth) 20% A Christmas Carol 20%	Paper 2 Post-1914 Drama (An Inspector Calls) 20% Poetry of power and conflict (15 poems) 20% Unseen poetry 20%

English: *What to Revise*



November Mocks

**Students sit 2 out of
4 papers**

- English Paper 1
- English Literature Paper 2

March Mocks

**Students sit 3 out of
4 papers**

- English Paper 1
- English Paper 2
- English literature paper 1

Summer Exams

Students sit 4 papers

- English paper 1
- English paper 2
- English Literature Paper 1
- English literature Paper 2



Care to learn
Learn to care



Aspire Achieve Thrive

English

Creative writing is a 40 mark question - 25% of the GCSE

Read as much as possible.

Develop your vocabulary as much as you can.

Create a character, develop that character, get to know that character and hold their hand as you walk into the exam hall together!

Practise putting your character into different scenarios! Practise a description of this character.





Care to learn
Learn to care



Aspire Achieve Thrive

English

Creative writing is a 40 mark question - 25% of the GCSE

Develop opinions. Engage with opinion writing. Learn how to argue and persuade!



Support the Guardian
Available for everyone, funded by readers
[Support us →](#)

The Guardian
News website of the year

News **Opinion** Sport Culture Lifestyle More ▾

UK World Climate crisis Newsletters Football Coronavirus Business Environment UK politics Education Society Science Tech Global development Obituaries


The Telegraph

PICK YOUR FREE FANTASY FOOTBALL TEAM
Pick a World Cup team now for your chance to win a share of £10,000

News World Cup Business **Opinion** Ukraine Sport Money Life Style Travel Culture Puzzles



Care to learn
Learn to care



STOKE
DAMEREL

Aspire Achieve Thrive


English Literature



Plot

Characters

Themes

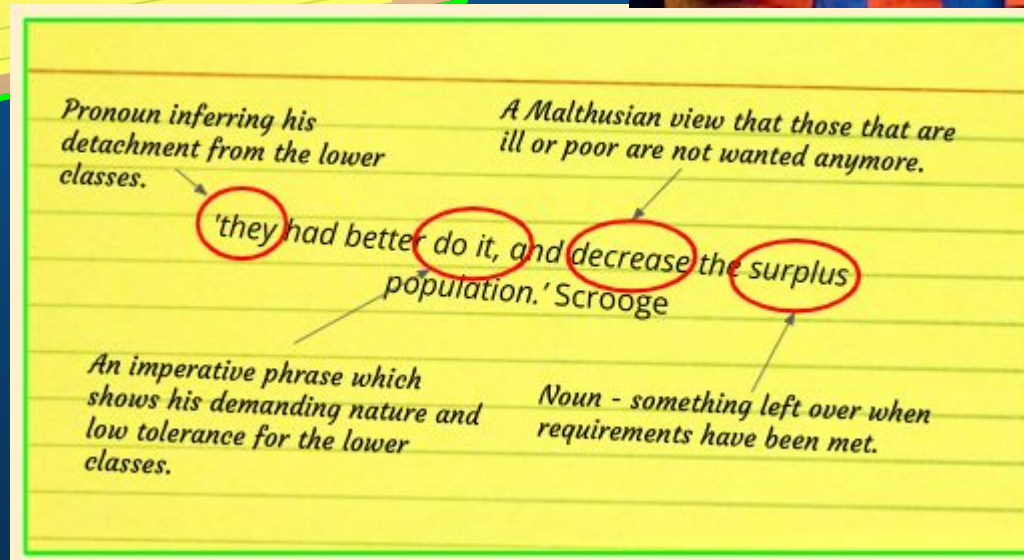
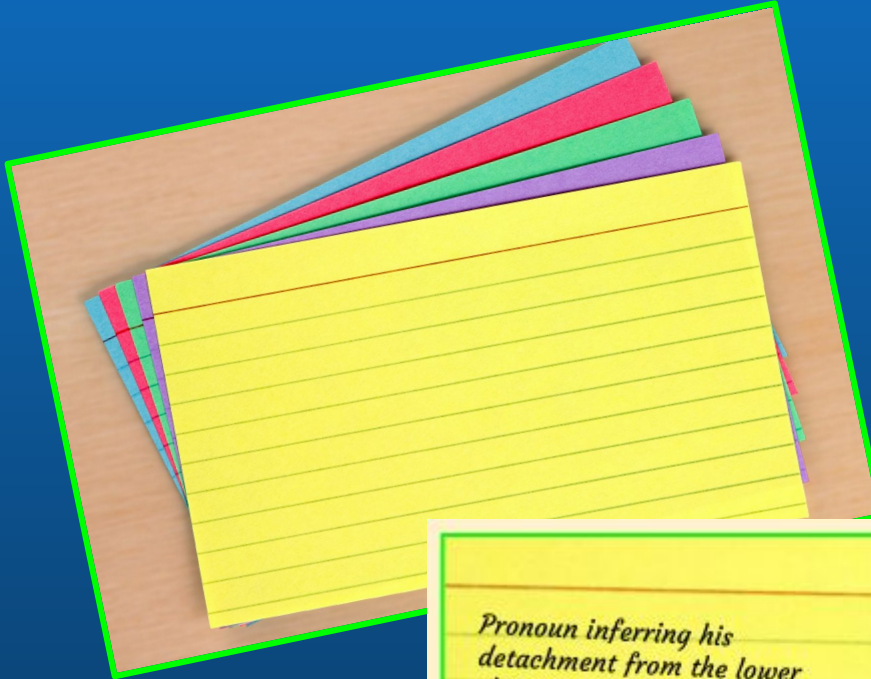


Mr Salles videos



Mr Bruff videos

Quotations





*Care to learn
Learn to care*



Aspire Achieve Thrive



Cold Writes:

Every fortnight students in year 11 write an exam answer in their English lessons. They prepare for this in lessons and then receive feedback on their work.

This is a useful focus for revision and a way for students to direct their efforts and gauge their progress.

In the next cold write students will be writing an exam answer on the realities of conflict in the poem 'Remains' and another poem of their choice.



Scott

*Care to learn
Learn to care*



Aspire Achieve Thrive

As we near the exams:



**Cross-campus English drop-in
'surgery' for Year 11.**

When: Every Friday 3.05pm-4pm

Where: EN5

**Please bring along anything you
would like help with or feedback on:
stories, literature essays, exam
answers.**



Care to learn
Learn to care



Aspire Achieve Thrive

What can parents do?

Join the Google classroom.

Be aware of the next cold write!


Take an interest in the exam-ready character.

Encourage students to articulate opinions about topical issues.

Watch film versions of set texts with students!

Tolerate the post-its and test students on quotations and thesis statements.





Maths: *What to Revise*



November Mocks

Students sit 3 out of 3 papers

- Paper 1 (Non-Calc)
- Paper 2 (Calculator)
- Paper 3 (Calculator)

March Mocks

Students sit 3 out of 3 papers

- Paper 1 (Non-Calc)
- Paper 2 (Calculator)
- Paper 3 (Calculator)

Summer Exams

Students sit 3 out of 3 papers

- Paper 1 (Non-Calc)
- Paper 2 (Calculator)
- Paper 3 (Calculator)



Scott

*Care to learn
Learn to care*



STOKE
DAMEREL

Maths: How do I revise Maths?

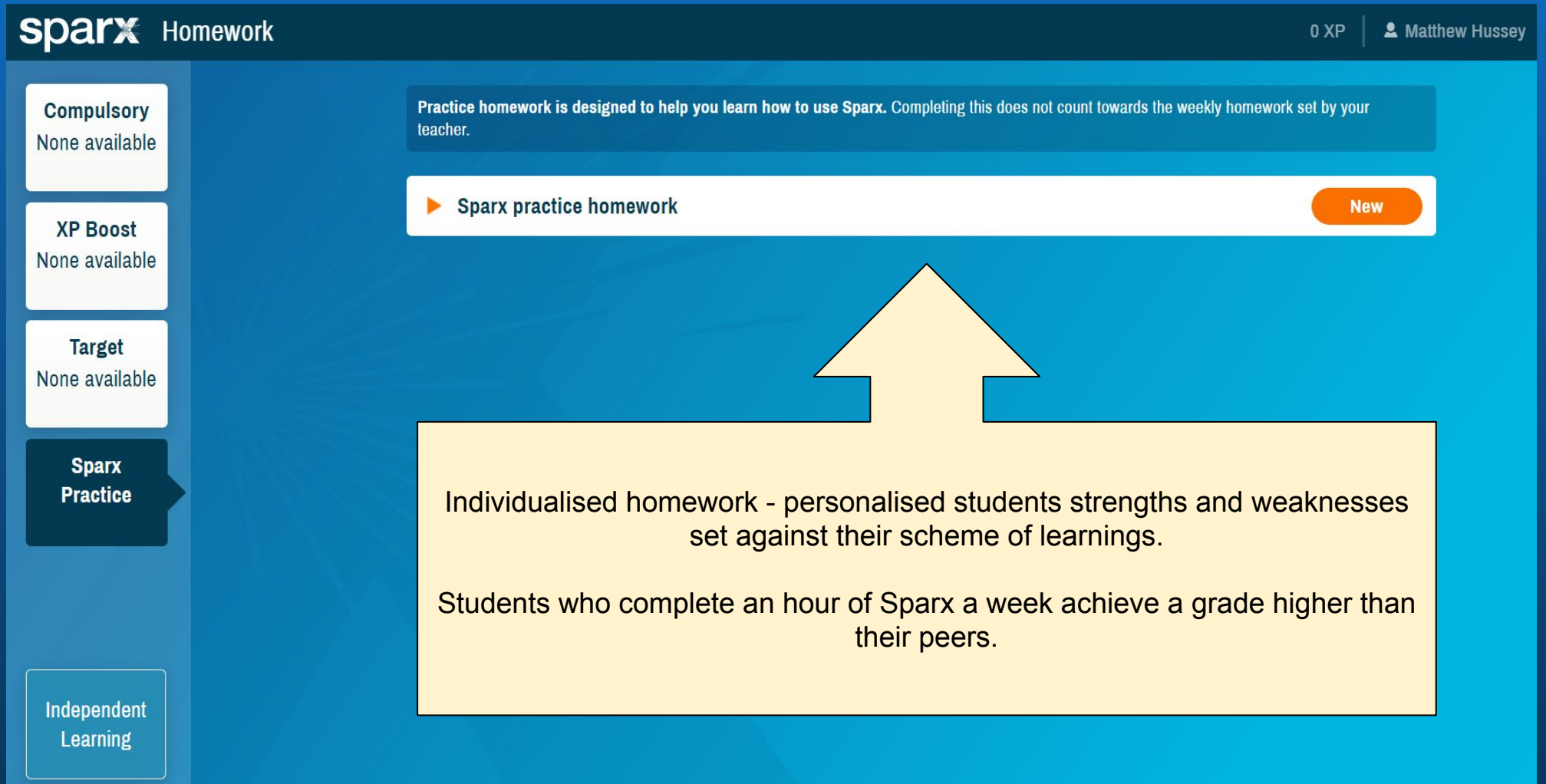
Sparx

- Individualised Homework
- Video Guides
- Linked to PLC

Maths Genie

- Exam Papers
- Questions arranged by topic
- Full solutions for all questions

Maths: Sparx Homework



The screenshot shows the Sparx Homework interface. At the top, it says "sparx Homework" and "0 XP | Matthew Hussey". On the left, there are four categories: "Compulsory" (None available), "XP Boost" (None available), "Target" (None available), and "Sparx Practice" (highlighted). Below these is "Independent Learning". The main area has a message: "Practice homework is designed to help you learn how to use Sparx. Completing this does not count towards the weekly homework set by your teacher." Below this is a card for "Sparx practice homework" with a "New" button. A large yellow arrow points from a text box below to the "Sparx practice homework" card. The text box contains: "Individualised homework - personalised students strengths and weaknesses set against their scheme of learnings." and "Students who complete an hour of Sparx a week achieve a grade higher than their peers."

sparx Homework 0 XP | Matthew Hussey

Compulsory
None available

XP Boost
None available

Target
None available

Sparx Practice


Independent Learning

Practice homework is designed to help you learn how to use Sparx. Completing this does not count towards the weekly homework set by your teacher.

▶ Sparx practice homework New

Individualised homework - personalised students strengths and weaknesses set against their scheme of learnings.

Students who complete an hour of Sparx a week achieve a grade higher than their peers.



Maths: Sparx Independent Learning

Adjustable difficulty based on student confidence/ability







< **sparx** Independent Learning GCSE 3

Choose to practice any topic from the Sparx library at any difficulty level.

Back to Homework

Search for topics: Your curriculum: GCSE Default level: Level 3

Select a topic:

<p>Number</p> 	<p>Algebra</p> 
<p>Ratio and Proportion</p> 	<p>Geometry</p> 
<p>Probability</p> 	<p>Statistics</p> 

Students can use their PLC to search for Amber/Red Topics

Maths: Maths Genie

Maths Genie GCSE Revision **GCSE Papers** A Level Revision A Level Papers KS2 Revision Resources

Foundation GCSE Exam Papers

Paper	Answers
2020 Paper 1	MS Ans ▶
2020 Paper 2	MS Ans ▶
2020 Paper 3	MS Ans ▶
November 2019 Paper 1	MS Ans ▶
November 2019 Paper 2	MS Ans ▶
November 2019 Paper 3	MS Ans ▶
June 2019 Paper 1	MS Ans ▶
June 2019 Paper 2	MS Ans ▶
June 2019 Paper 3	MS Ans ▶

Every previous paper
None of these are being used for Mocks!

Markschemes
Written Solutions
Video Guides

Maths: Maths Genie

Maths Genie

GCSE Revision

GCSE Papers ▾

A Level Revision

A Level Papers ▾

KS2 Revision

Resources

Grade 4

Topics arranged
by Grade 1-9

With Video
guides on how
to answer each

Videos	Exam Questions	Exam Questions Booklet	Solutions
Compound Interest and Depreciation	Exam Questions	Compound Interest and Depreciation	Solutions
Indices	Exam Questions	Indices	Solutions
Prime Factors, HCF and LCM	Exam Questions	HCF, LCM	Solutions
Real Life and Distance Time Graphs		Real Life Graphs	Solutions
Inequalities	Exam Questions	Inequalities	Solutions
Forming and Solving Equations	Exam Questions	Forming and Solving Equations	Solutions
Sequences (Nth Term)	Exam Questions	Sequences (nth term)	Solutions
Expanding and Factorising	Exam Questions	Expand and Factorise	Solutions
Pythagoras	Exam Questions	Pythagoras	Solutions
Angles in Parallel Lines	Exam Questions	Angles in Parallel Lines	Solutions

Exam questions
(printable to one
page) and
answers!



Scott

*Care to learn
Learn to care*



STOKE
DAMEREL

Aspire Achieve Thrive


Maths: How do I revise Maths?

Sparx

- Individualised Homework.
- Video Guides.
- Linked to PLC.

Maths Genie

- Exam Papers.
- Questions arranged by topic.
- Full solutions for all questions.



Science: *What to Revise*



November Mocks

**Students sit 3 out of
6 papers**

- Biology Paper 1
- Chemistry Paper 1
- Physics Paper 1

March Mocks

**Students sit 3 out of
6 papers**

- Biology Paper 2
- Chemistry Paper 2
- Physics Paper 2

Summer Exams

Students 6 papers


- Biology Paper 1
- Chemistry Paper 1
- Physics Paper 1

- Biology Paper 2
- Chemistry Paper 2
- Physics Paper 2



Scott

Care to learn
Learn to care



STOKE
DAMEREL

Aspire Achieve Thrive

Science: Retrieval Practice



Fill the page each week

Do not worry about
handwriting/using sentences
(Retrieval ONLY!)

Highlight questions you get wrong
in orange

Practice these questions first, next
time

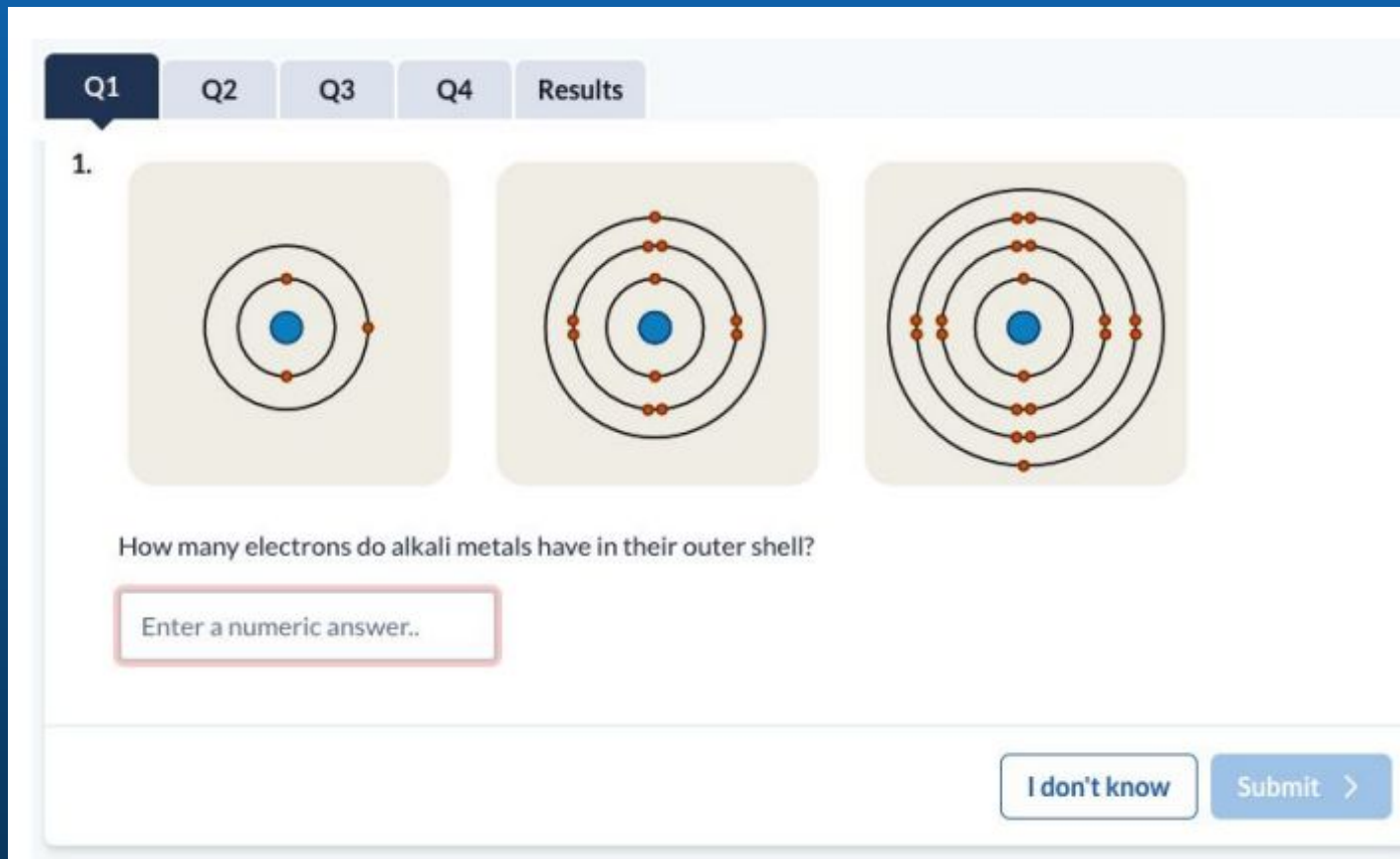
x 7) Where protein is made	where respiration happens
x 8) where respiration happens	where protein is made.
✓ 9) Contains a store of water as sap	✓ 1) Eukaryotes have a nucleus but prokaryotes do not.
✓ 10) Photosynthesis	✓ 7) Mitochondria carry out respiration to release energy.
x 11) Protein Cellulose	8) Ribosomes make lipids x
✓ 12) Has adaptations for a specific role.	11) Cell walls are made of lignin ✓
✓ 13) Sperm have a tail for movement and many mitochondria to release energy.	15) Root hair cells have projections to give them a large surface area. ✓
✓ 14) Muscles have many mitochondria for respiration to release energy.	
x 15) Root hair cells have projections to reduce surface area <u>increase</u>	✓ 17) Xylem are hollow and have lignin to withstand water pressure.
✓ 16) Long axons help nerve cells complete their jobs	✓ 18) Ribosomes are used to make proteins by protein synthesis ✓

✓ 1	What are the differences between eukaryote and prokaryote cells?
2	Name the 5 common features of a plant and animal cell
3	State the 3 organelles that a plant cell contains and an animal cell does not
4	What is the function of the nucleus?
5	What is the function of the cell membrane?
6	What is the function of the cytoplasm?
✓ 7	What is the function of the mitochondria?

Science: *Revising with Sparx*



Reach 100% completion by 4pm each Friday



The screenshot shows a question interface with tabs for Q1, Q2, Q3, Q4, and Results. The question is numbered 1 and asks: "How many electrons do alkali metals have in their outer shell?". Three Bohr diagrams are shown as options: the first has 2 electrons in the outer shell, the second has 3, and the third has 4. Below the diagrams is a text input field with the placeholder "Enter a numeric answer..". At the bottom right are "I don't know" and "Submit >" buttons.



Scott

Care to learn
Learn to care



STOKE
DAMEREL

Aspire Achieve Thrive

Science: *Revising with Sparx*



Reach 100% completion by 4pm each Friday

Thinking about the fact will help you remember it for longer.

Let's learn it...

Think about the fact

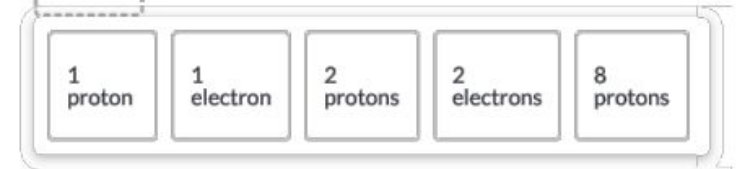


You need to answer a follow-up question based on the fact.

Check your learning

Alkali metals have

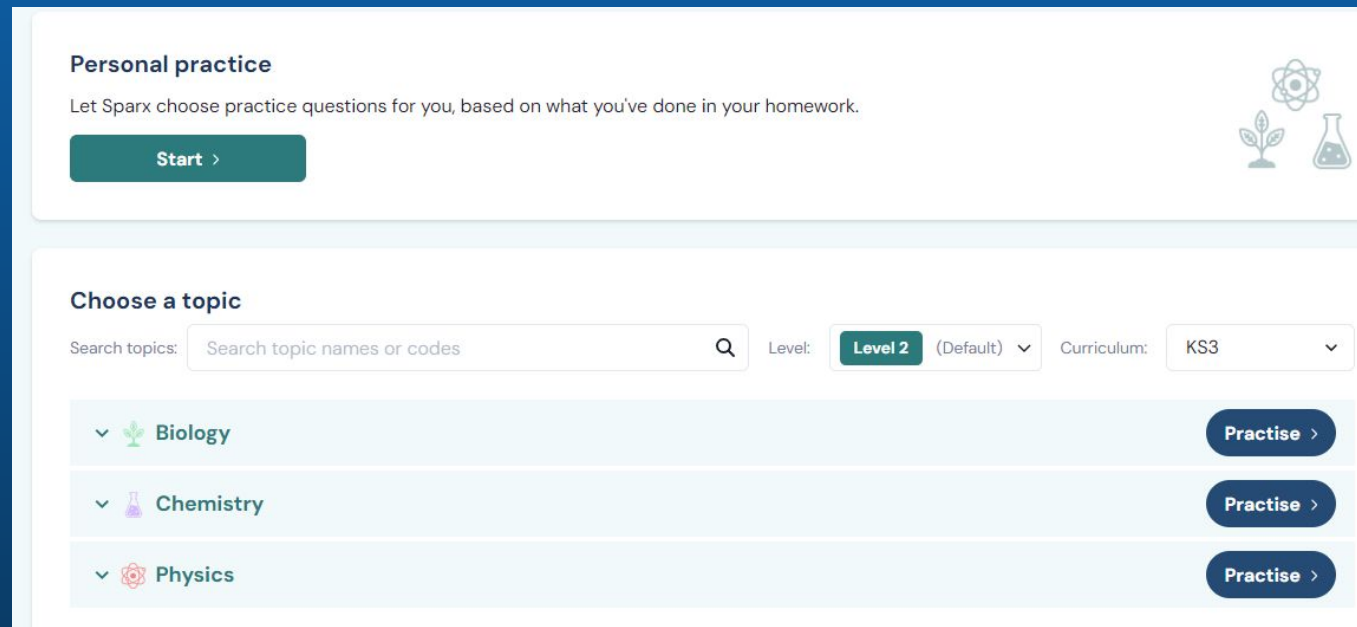
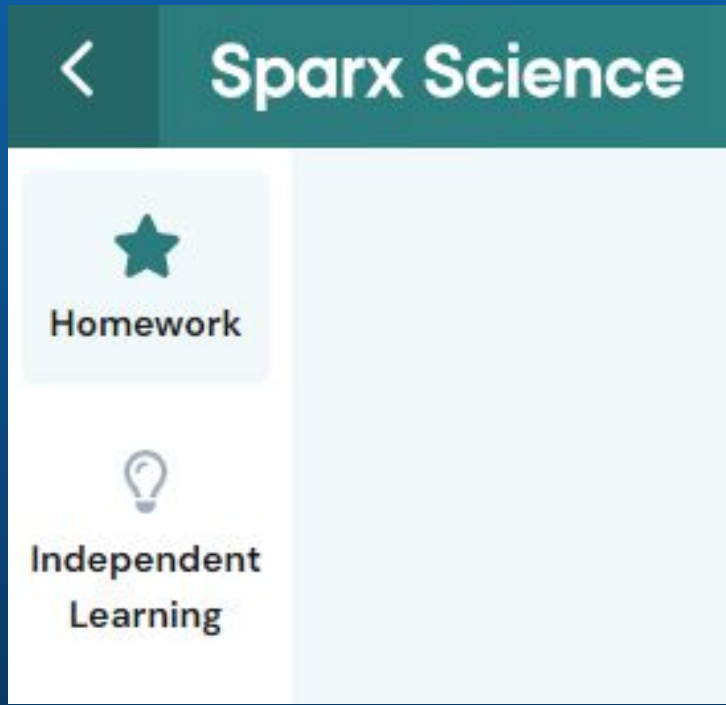
in their outer shell.



Science: *Revising with Sparx*



Use the 'independent learning' feature



Science: *Revising with the PLC*



Care to learn
Learn to care



Exam Board:	AQA
Subject:	Biology
Paper:	Biology Paper 1
Marks available:	100
Length of paper:	1 hour 45 minutes
Topics:	Cell Biology, Organisation, Infection & Response, Bioenergetics

Exam Information, guidance and hints					
Command words: <ul style="list-style-type: none"> Complete - Fill in gaps/add labels Give - Recall a simple fact Draw - Draw a symbol, diagram or graph Name - Only a short answer is required, not an explanation or a description. Often it can be answered with a single word, phrase or sentence. Describe - Give details about an event, idea or a process Explain - Give reasons for an event, idea or process (use because/so) Compare - Identify how things are similar/different Suggest - Use your own knowledge in an unfamiliar context Plan - Write a method Calculate - Use numbers in a formula 			Hints/tips: <ul style="list-style-type: none"> If you are given the equation, ensure you are using it correctly. When plotting a graph make sure you are using a pencil & ruler. Be accurate when plotting the points / drawing the bars. 		
Online Resources <ul style="list-style-type: none"> Cognito past papers 					
Foundation Example Papers and Markschemes			Higher Example Papers and Markschemes		
2018 F Paper	Annotated P1	2018 MS	2018 H paper	Annotated P1	2018 MS
2019 F Paper	Annotated P1	2019 MS	2019 H Paper	Annotated P1	2019 MS
2020 F Paper	Annotated P1	2020 MS	2020 H Paper	Annotated P1	2020 MS



Science: *Revising with the PLC*



0 3 . 6 Describe how you would test a sample of food to show it contains protein.

Give the reason for any safety precautions you would take.

[4 marks]

0 3 . 6 Describe how you would test a sample of food to show it contains protein.

Give the reason for any safety precautions you would take.

[4 marks]

- Grind up the food and add Biuret solution to the sample of food.
- If protein is present the Biuret solution will change from blue to lilac.
- Goggles should be worn to protect your eyes and spills should be cleaned up immediately as Biuret is an irritant and corrosive.

Question	Answers	Mark	AO / Spec. Ref.
03.6	Level 2: Scientifically relevant facts, events or processes are identified and given in detail to form an accurate account.	3-4	AO1 4.2.2.1
	Level 1: Facts, events or processes are identified and simply stated but their relevance is not clear.	1-2	
	No relevant content	0	
Indicative content			
<ul style="list-style-type: none"> • grinding up the food • add Biuret reagent (allow CuSO₄ and NaOH) to food (sample) • protein turns solution (from blue) to purple / lilac • wear goggles to protect eyes • clean up spills immediately • Biuret / NaOH is an irritant / corrosive / poisonous 			
for level 2 a reference to Biuret, a positive result and reason for a safety precaution is required			



Scott

Care to learn
Learn to care



Aspire Achieve Thrive

Science: *Revising with the PLC*



PLC Biology Paper 1 - Mock 1

Topic	Key information related to topic	Sparx Code	Resources/Information related to topic	How well do you understand this topic? RAG		
				Red	Amber	Green
Cell Biology	Plan how to investigate the effect of changing the concentration of sugar solution of the mass of carrot pieces.	R949 R110	https://cognitoedu.org/coursesubtopic/b2-gcse-aq-a-h-t_1.08			
Cell Biology	Explain the expected results when investigating the effect of changing the concentration of sugar solution of the mass of carrot pieces. How would you determine the concentration of sugar inside the carrot cells.	R685	https://cognitoedu.org/coursesubtopic/b2-gcse-aq-a-h-t_1.08			
Cell Biology	Culturing microorganisms	R308	https://cognitoedu.org/coursesubtopic/b2-gcse-aq-a-h-t_1.08			
Cell Biology	Explain how to safely set up an agar plate using aseptic techniques.	R426	https://cognitoedu.org/coursesubtopic/b2-gcse-aq-a-h-t_1.08			
Cell Biology	Explain how to interpret the results when scientists grow bacteria on an agar plate with paper discs containing different antiseptics placed in the petri dish.	R611	https://cognitoedu.org/coursesubtopic/b2-gcse-aq-a-h-t_1.15			
Cell Biology	Name and describe the 3 main stages in mitosis.	R368	https://cognitoedu.org/coursesubtopic/b2-gcse-aq-a-h-t_8.09			
Cell Biology	Calculating magnification	R585 R132	https://cognitoedu.org/coursesubtopic/b2-gcse-aq-a-h-t_1.06			
Organisation	Describe the blood vessels that can be affected by Coronary Heart Disease, explain the treatments for CHD and describe some lifestyle factors that can increase the risk of CHD.	R583	https://cognitoedu.org/coursesubtopic/b2-gcse-aq-a-h-t_5.21			


Concentrate on your 'red' topics first.

Sparx codes

Links to revision videos/sites



Care to learn
Learn to care



STOKE
DAMEREL

Aspire Achieve Thrive

Science: *Steps to Success*




1. Start as soon as possible.
2. Get 100% on Sparx Science each week.
3. Revise for Biology, Chemistry and Physics from the start.
4. Complete 10 minutes of retrieval practice per day and fill the homework page.
5. Use flashcards for retrieval questions that you keep getting wrong.
6. **When Ready** - Complete practice papers to improve your application skill.
7. Go back to your teacher for help with questions you find hard.

The GCSE Exam Season

1. May half term revision programme - **10am-2pm on May 27-29th.**
2. Exam warm ups before every exam.
3. We do not offer study leave.
4. Best place to be is in school with their teachers.
5. Breakfast for morning exams available.

More information about the whole exam season will be shared

in April 2025



BTEC PSAs and Exams

Component 1

Worth 30% of final grade

You have already completed this in year 10 and have your confirmed result.

If you need to resit this, your teacher will speak to you before resitting in March

Component 2

Worth 30% of final grade

This will be completed between October and December.

If you need to resit this component, it will be completed in March

Component 3

Worth 40% of final grade

This will be completed in the May/June exam series.



*Care to learn
Learn to care*



STOKE
DAMEREL

BTEC PSAs and Exams

- Students need to be completely prepared for their PSAs.
- Every single mark is vital.
- Use the PSA documents and briefs to be completely focused on the scenario
- Ensure handwritten notes are completed to your best ability.
- Arrive to PSA sessions on time and be prepared to work for the entire duration of the session



*Care to learn
Learn to care*



STOKE
DAMEREL

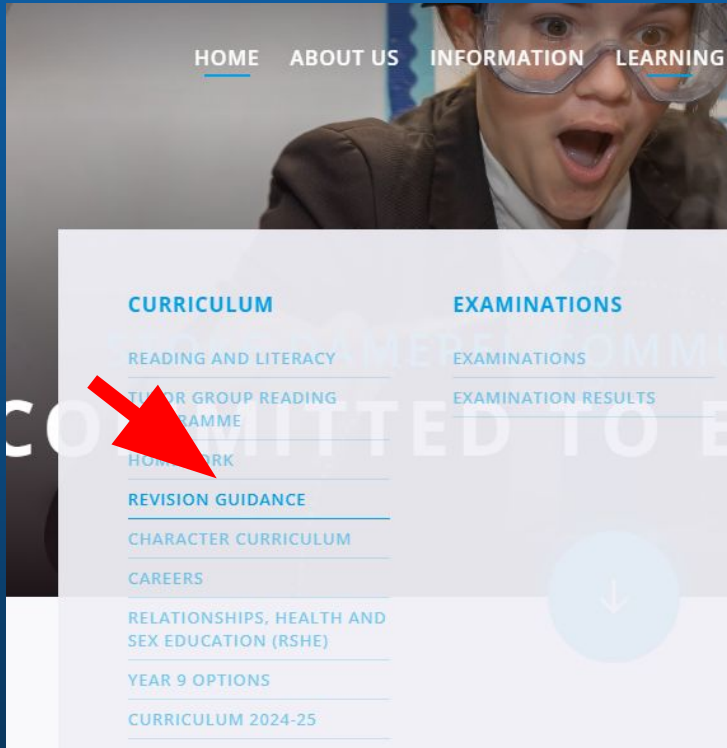
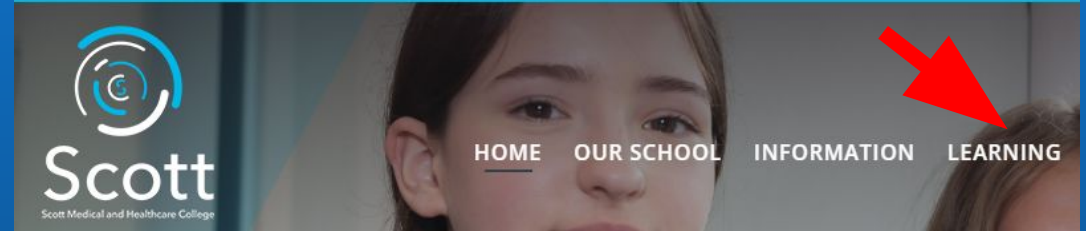
Helpful info...

In your packs today

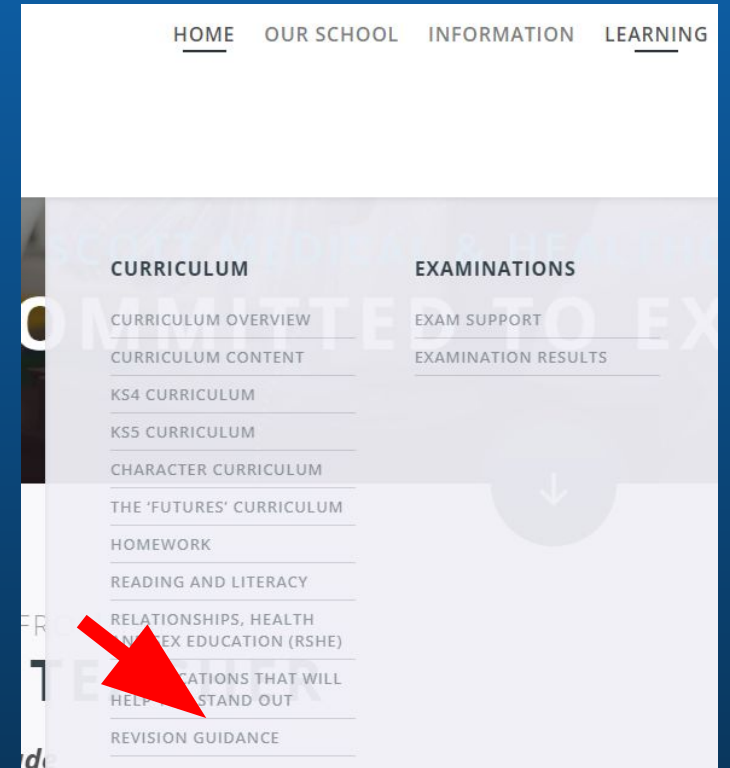
- Supporting your child with their revision
- Key dates for year 11
- Blank revision planning booklet

Helpful info on website...

School Homepage



Learning and then Revision Guidance





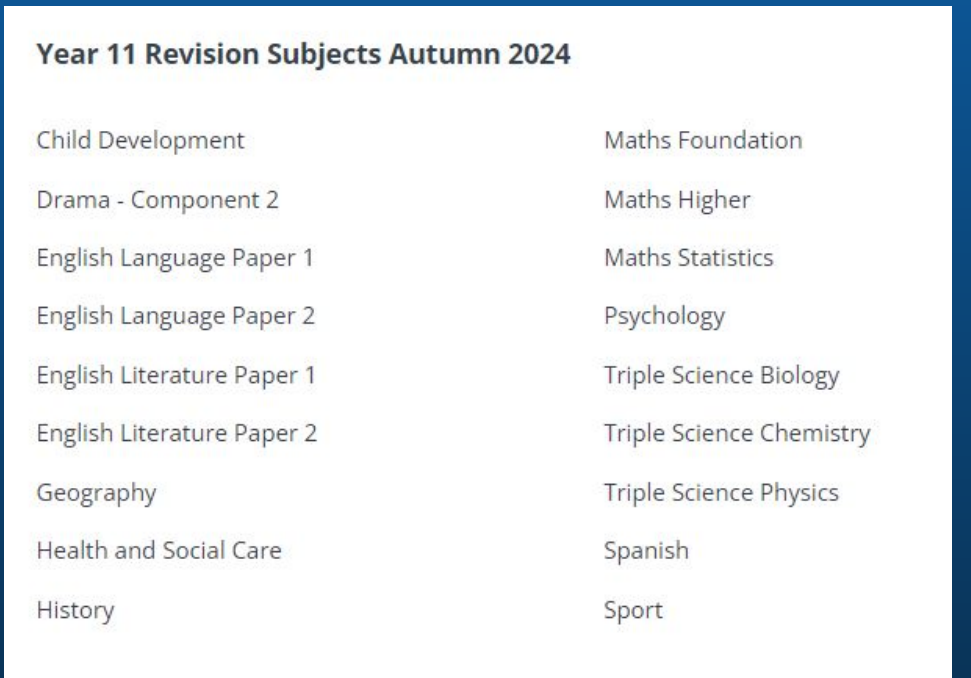
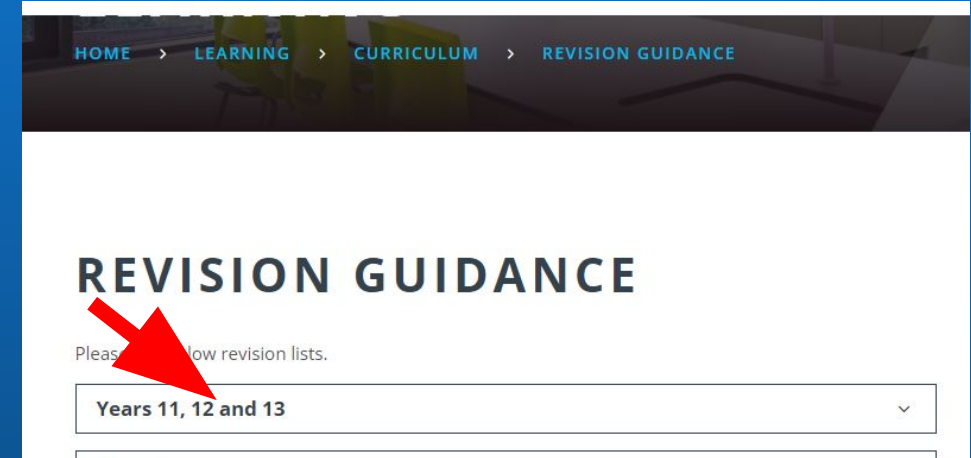
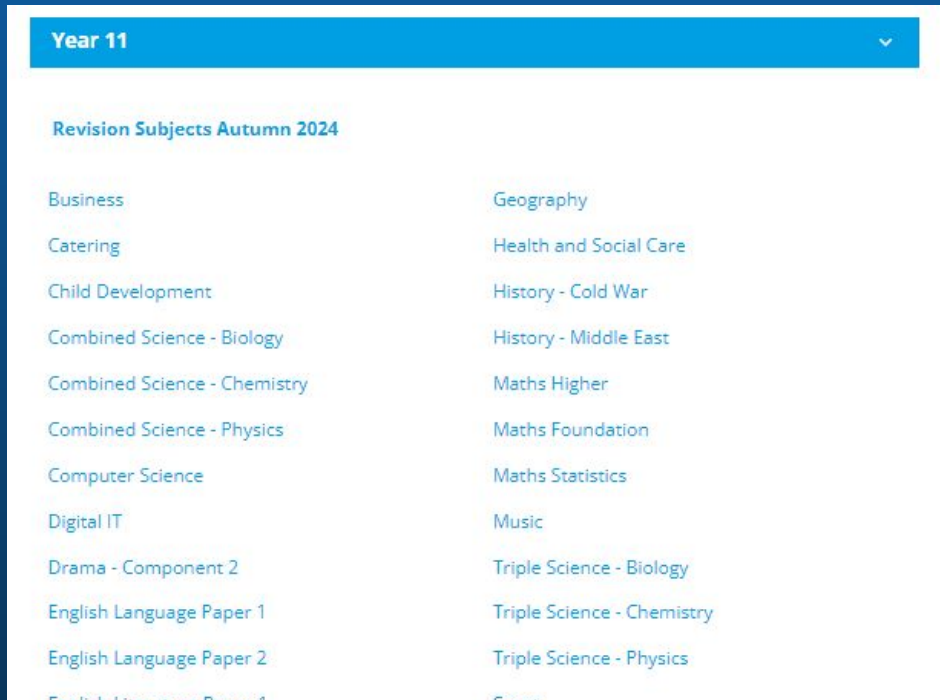
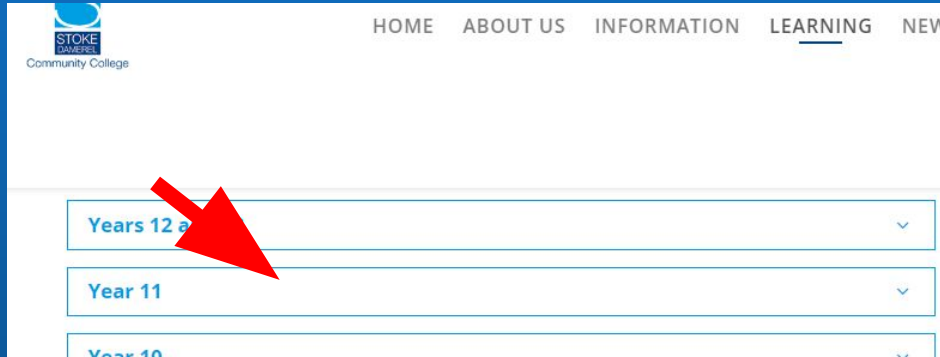
Care to learn
Learn to care



Aspire Achieve Thrive

Helpful info on website...


Year 11





Scott

*Care to learn
Learn to care*



STOKE
DAMEREL

Aspire Achieve Thrive

Thank you